

MINI

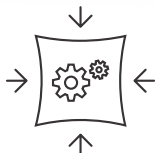
THE CORNER CLEANER



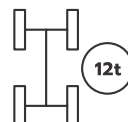
ADVANTAGES



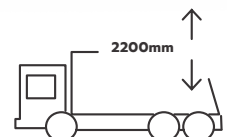
Small turning circle /
great manoeuvrability



Maximum functionality
and robustness in
a compact design



Suitable for two-axle
chassis from 12 tonnes
gross vehicle weight



Body width:
2200 mm

ABOUT THE MINI

The compact body with a volume of 9 to 12 m³ is perfect for chassis of the light series with up to 12 tonnes. Thanks to its great manoeuvrability, this model is particularly suitable for waste collection in inner-city areas with narrow access roads and low

passageways – also ideal for supplying old town centres and for open loading of market squares. Further advantages: Compaction mechanism with external carriage plate cylinders and multifractional application range.

SERIES OPTIONS

BASIC CONSTRUCTION:

- Low Level Lifter OMEGA 359 (manual, continuous comb)
- Low Level Lifter ROTARY 2406 M (automatic, split comb)

AREAS OF APPLICATION



**WASTE
COLLECTION IN
CITY CENTRE
AREAS WITH
NARROW ACCESS
ROADS AND LOW
DRIVEWAYS**



**MANUAL
LOADING**

Further
information



TECHNIK ENTSCHEIDET.

ZÖLLER-KIPPER GmbH
Hans-Zöller-Str. 50-68
55130 Mainz
www.zoeller-kipper.de