


MAGNUM X1


THE MUSCLE MAN



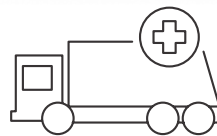
ADVANTAGES



Closed construction of the carriage and packer plate, therefore no waste deposits



Maximisation of the loading density through convenient fraction preselection on the operating terminal



More usable volume thanks to optimised body design with integrated intermediate frame



Hydraulic concept designed for energy efficiency and modular control system, already future-orientated for alternative drives

ABOUT THE MAGNUM X1

Boards, doors, cabinet walls – it swallows everything, tirelessly. In the endurance test, the X1 impresses with its durability and robust design. The optimised position of the inner rave ensures the least possible splintering when loading, crushing and compacting bulky waste. And

compared to its big brother, the Magnum XXL, the X1 is also a little lighter. The muscle man is suitable for all commercial lifters in the ZOELLER product range. In addition, the X1 is of course a member of the Magnum-Family through and through, with all the advantages

of a variable bodywork concept through to the future-orientated focus on alternative drives.

SERIES OPTIONS

BASIC CONSTRUCTION:

- X1H: Body raised by 200 mm
- Open tailgate bulky waste
- Open tailgate commercial lifter

USE IN COMBINATION WITH

- All commercial lifters

AREAS OF APPLICATION



**BULKY
WASTE**



**INDUSTRIAL &
COMMERCIAL
WASTE**

Further
Information



TECHNIK ENTSCHEIDET.